

# Help protect your patients with 3M™ Prevena™ Therapy.

## Implement Proactive Risk Management (PRM) with Prevena Therapy.

Prevena Therapy can benefit surgical patients—choosing Prevena Therapy for your high-risk patients may aid in risk reduction of surgical site infection\* and result in cost savings. By implementing PRM, you can use procedural and patient risk stratification to help protect your high-risk patients.

## Surgical Site Complications (SSCs) are not only costly, but they can lead to negative impacts on patient recovery.

Surgical Site Infections (SSIs) occur in **2%–5%** of all inpatients.<sup>1</sup>

Patients who develop an SSI are approximately **5X** likelier to be readmitted.<sup>2</sup>

A single SSI can cost up to **\$60,000** per patient.<sup>3</sup>

## Prevena Therapy has been shown to help reduce the risk of SSCs and overall cost of care.<sup>4,5</sup>

Prevena Therapy has demonstrated outcomes across multiple specialties, including plastic, vascular, cardiothoracic, spine, orthopedic and general surgery.<sup>6</sup> Data from a multicenter randomized controlled trial and health economic analysis showed that 3M™ Prevena™ Therapy significantly reduced the risk of 90-day surgical site complications (SSCs),<sup>4</sup> readmissions,<sup>4</sup> and surgical site management costs<sup>5</sup> vs. silver-impregnated dressings.



**4x**  
reduction  
in SSCs<sup>14</sup>

3.4% (5/147) Prevena  
Therapy vs. 14.3% (21/47)  
SOC (p=0.0013)<sup>‡</sup>



**3x**  
reduction  
in readmission rates<sup>14</sup>

3.4% (5/147) Prevena  
Therapy vs. 10.2% (15/47)  
SOC (p=0.0208)<sup>‡</sup>



**1.9x**  
reduction  
in per-patient cost of care<sup>5</sup>

\$1,047 Prevena Therapy  
vs. \$2,036 SOC

\* The effectiveness of Prevena Therapy in reducing the incidence of SSIs and seroma in all surgical procedures and populations has not been demonstrated. See full indications for use and limitations at [mykci.com](http://mykci.com).

† Calculation(s) are derived based on relative patient group incidence rate reported in this study.

‡ Statistically significant (p≤0.05)

The PROMISES (Post-market, Randomized, Open-Label, Multicenter Study to evaluate Effectiveness) Trial measured the effectiveness of closed incision negative pressure therapy versus silver-impregnated dressings in mitigating surgical site complications in high-risk patients after revision knee arthroplasty.<sup>4</sup>

For additional data specific to your specialty visit [3m.com/PrevenaCentral](http://3m.com/PrevenaCentral)

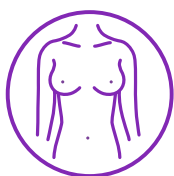


**Prevena™**  
Incision Therapy

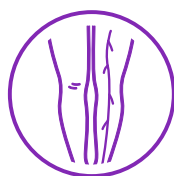
## Find your specialty at Prevena Central

Prevena Central is your one-stop training platform for all things Prevena Therapy. Designed with busy healthcare professionals in mind, Prevena Central provides incision management training that helps advance the standard of care.

Visit **3m.com/PrevenaCentral** and select your specialty to get curated PRM content, tools and resources.



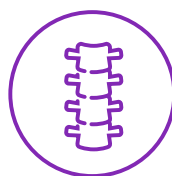
Plastics



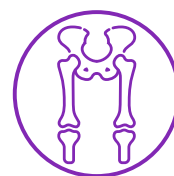
Vascular



Cardiothoracic



Spine



Orthopedic

Get the tools to integrate PRM into your practice—and more—at Prevena Central.



Scan the QR code to visit Prevena Central

3M™ Prevena™ 125 Therapy Unit and 3M™ Prevena™ Plus 125 Therapy Unit manage the environment of closed surgical incisions and remove fluid away from the surgical incision via the application of -125mmHg continuous negative pressure. When used with legally marketed compatible dressings, Prevena 125 and Prevena Plus 125 Therapy Units are intended to aid in reducing the incidence of seroma; and, in patients at high risk for post-operative infections, aid in reducing the incidence of superficial surgical site infection in Class I and Class II wounds.

The effectiveness of Prevena Therapy in reducing the incidence of SSIs and seroma in all surgical procedures and populations has not been demonstrated. See full indications for use and limitations at [mykci.com](http://mykci.com).

Applicable therapy units include Prevena 125 and Prevena Plus 125 Therapy Unit 7 day. The indication statement does not apply to the Prevena Plus 125 Therapy Unit (14-Day) that comes with the 3M™ Prevena Restor™ System Kits (see Prevena Restor System Instructions for Use).



**3M Company**  
2510 Conway Ave.  
St. Paul, MN 55144 USA

Phone 1-800-275-4524 (NPWT products)  
1-800-228-3957

Web [3m.com/medical](http://3m.com/medical)

1. Anderson, DJ, et al. Strategies to Prevent Surgical Site Infections in Acute Care Hospitals: 2014 Update. *Infect Control Hosp Epidemiol*. 2014;35(6):605-627. doi: 10.1086/676022.
2. Canadian Surgical Site Infection Prevention Audit Month Report. Retrieved from <http://www.patientsafetyinstitute.ca/en/toolsResources/Pages/SSI-Audit-Recap-Report-2016-12.aspx>
3. Anderson DJ, et al. Clinical and financial outcomes due to methicillin resistant *Staphylococcus aureus* surgical site infection: a multi-center matched outcomes study. *PLoS ONE*. 2009;4(12):e8305. doi: 10.1371/journal.pone.0008305.
4. Higuera-Rueda C, et al. The Effectiveness of Closed Incision Negative Pressure Therapy versus Silver-Impregnated Dressings in Mitigating Surgical Site Complications in High-Risk Patients after Revision Knee Arthroplasty: The PROMISES Randomized Controlled Trial. *J Arthroplasty*. 2021;36(7S):S295-S302.e14. doi: 10.1016/j.arth.2021.02.076.
5. Cooper HJ, Bongards C, Silverman RP. Cost-effectiveness of closed incision negative pressure therapy for surgical site management after revision total knee arthroplasty: Secondary analysis of a randomized clinical trial. Presented at: American Association of Hip and Knee Surgeons Annual Meeting, November 11-14, 2021, Dallas, Texas.
6. Singh DP, Gabriel A, Parvizi J, Gardner MJ, D'Agostino R Jr. Meta-Analysis of Comparative Trials Evaluating a Single-Use Closed-Incision Negative-Pressure Therapy System. *Plast Reconstr Surg*. 2019 Jan;143(1S Management of Surgical Incisions Utilizing Closed-Incision Negative-Pressure Therapy):41S-46S.

**NOTE: Specific indications, limitations, contraindications, warnings, precautions and safety information exist for these products and therapies. Please consult a clinician and product instructions for use prior to application. Rx only.**

© 2022 3M. All rights reserved. 3M and the other marks shown are marks and/or registered trademarks. Unauthorized use prohibited.  
US\_70-2013-1486-4 (07/22)